


## Windows logo key keyboard shortcuts

### Press this key

Windows logo 

Windows logo  + A

Windows logo  + B

Windows logo  + Shift + C

Windows logo  + D

Windows logo  + Alt + D

Windows logo  + E

Windows logo  + F

Windows logo  + G

Windows logo  + H

Windows logo  + I

Windows logo  + J

Windows logo  + K

Windows logo  + L

Windows logo  + M

Windows logo  + O

### To do this

Open or close Start

Open Action center

Set focus in the notification area

Open Cortana in listening mode

**Note:** Cortana is available only in certain countries/regions, and some Cortana features might not be available everywhere. If Cortana isn't available or is turned off, you can still use [search](#).

Display and hide the desktop

Display and hide the date and time on the desktop

Open File Explorer

Open Feedback Hub

Open Game bar when a game is open

Open the Share charm

Open Settings

Set focus to a Windows tip when one is available.




















When a Windows tip appears, bring focus to the Tip. Pressing the keyboard shortcuts again to bring focus to the element on the screen to which the Windows tip is anchored.















Open the Connect quick action

Lock your PC or switch accounts

Minimize all windows

Lock device orientation

Windows logo  + P	Choose a presentation display mode
Windows logo  + R	Open the Run dialog box
Windows logo  + S	Open search
Windows logo  + T	Cycle through apps on the taskbar
Windows logo  + U	Open Ease of Access Center
Windows logo  + V	Cycle through notifications
Windows logo  + Shift + V	Cycle through notifications in reverse order
Windows logo  + X	Open the Quick Link menu
Windows logo  + Z	Show the commands available in an app in full-screen mode
Windows logo  + comma (,)	Temporarily peek at the desktop
Windows logo  + Pause	Display the System Properties dialog box
Windows logo  + Ctrl + F	Search for PCs (if you're on a network)
Windows logo  + Shift + M	Restore minimized windows on the desktop
Windows logo  + number	Open the desktop and start the app pinned to the taskbar in the position indicated by the number. If the app is already running, switch to that app.
Windows logo  + Shift + number	Open the desktop and start a new instance of the app pinned to the taskbar in the position indicated by the number
Windows logo  + Ctrl + number	Open the desktop and switch to the last active window of the app pinned to the taskbar in the position indicated by the number
Windows logo  + Alt + number	Open the desktop and open the Jump List for the app pinned to the taskbar in the position indicated by the number
Windows logo  + Ctrl + Shift + number	Open the desktop and open a new instance of the app located at the given position on the taskbar as an administrator
Windows logo  + Tab	Open Task view

Windows logo  + Up arrow	Maximize the window
Windows logo  + Down arrow	Remove current app from screen or minimize the desktop window
Windows logo  + Left arrow	Maximize the app or desktop window to the left side of the screen
Windows logo  + Right arrow	Maximize the app or desktop window to the right side of the screen
Windows logo  + Home	Minimize all except the active desktop window (restores all windows on second stroke)
Windows logo  + Shift + Up arrow	Stretch the desktop window to the top and bottom of the screen
Windows logo  + Shift + Down arrow	Restore/minimize active desktop windows vertically, maintaining width
Windows logo  + Shift + Left arrow or Right arrow	Move an app or window in the desktop from one monitor to another
Windows logo  + Spacebar	Switch input language and keyboard layout
Windows logo  + Ctrl + Spacebar	Change to a previously selected input
Windows logo  + Enter	Open Narrator
Windows logo  + forward slash (/)	Begin IME reversion
Windows logo  + plus (+) or minus (-)	Zoom in or out using Magnifier
Windows logo  + Esc	Exit Magnifier