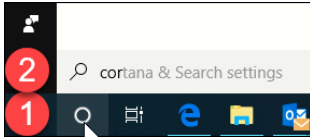
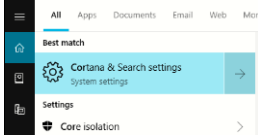


Cortana setup

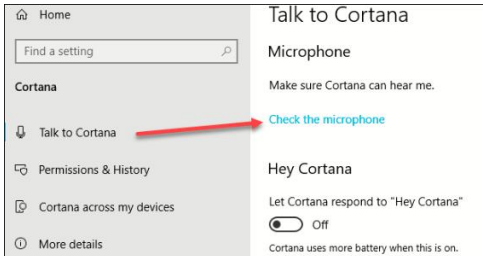
1. Click the circle (1), click in the search text box (2), and start typing: cortana



2. When *Cortana & Search settings* appear at the top of the menu, click **Cortana & Search settings**.

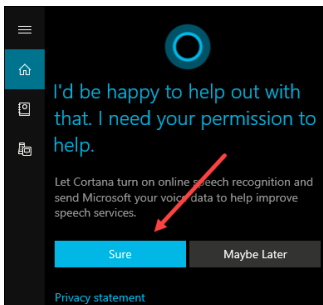


3. Click the **Check the microphone**.

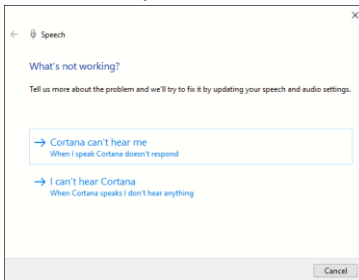


After clicking the "Check the microphone" link the start menu will open.

4. Click the **Sure** button on the start menu.



If the microphone needs to be checked you will get the following dialog box.



click the appropriate selection and follow direction by the wizard.

5. Make sure "Hey Cortana" is on and pick the option for Response.

